

Revision Notes.

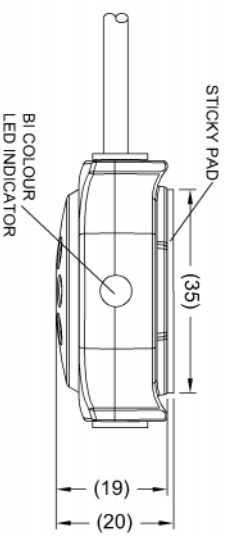
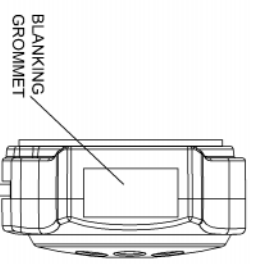
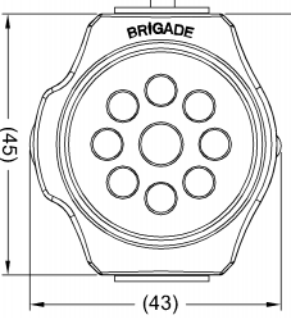
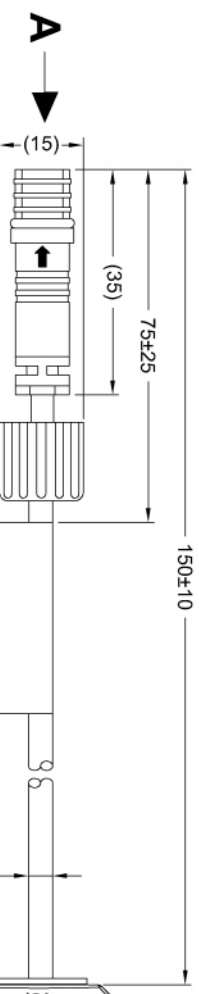
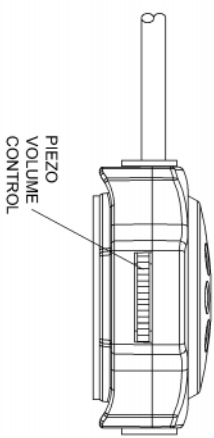
Checked By: \_\_\_\_\_ Approved By: \_\_\_\_\_ Date Released: \_\_\_\_\_

# VIEW A

## 3 PIN FEMALE MATING FACE



PIN #	WIRE COLOUR	DESCRIPTION
1	BLACK	GNND
2	RED	BULZER POWER
3	WHITE	BULZER SIGNAL



- NOTES:
- DIMENSIONS IN MM.
  - BI COLOUR LED INDICATES SYSTEM POWER AND DETECTION.
    - GREEN STATUS INDICATES SYSTEM IS ACTIVE.
    - RED STATUS INDICATES SYSTEM IS DETECTING.
  - VOLUME CONTROL ADJUSTS THE PIEZO SOUND LEVEL.
    - TURNING LEFT WILL DECREASE VOLUME (MIN 72dB).
    - TURNING RIGHT WILL INCREASE VOLUME (MAX 90dB).
  - IT IS NOT POSSIBLE TO DISABLE AUDIO WARNING ALTOGETHER.
  - SELF ADHESIVE PAD IS STUCK ON THE REAR FOR FIXING TO SMOOTH SURFACE.
  - BLACK TEXTURED PC PLASTIC + 30% ABS.
  - REFER TO DRAWING BE-001561-XX-11 FOR LABEL DETAIL.
  - BRIGADE LOGO IS WHITE SILK SCREEN.

PROPRIETARY NOTICE  
 THIS DESIGN AND TECHNICAL INFORMATION APPEARING ON THIS DRAWING IS THE PROPERTY OF BRIGADE ELECTRONICS, AND IS DISCLOSED IN CONFIDENCE. IT IS NOT TO BE COPIED, REPRODUCED, REVEALED TO OR EXPROPRIATED BY OTHERS, EITHER IN WHOLE OR IN PART WITHOUT THE EXPRESS WRITTEN CONSENT OF BRIGADE ELECTRONICS.

**BRIGADE**  
 www.brigade-electronics.com

Assembly PI Approval LEE DG - 19/07/2011	Approved by S.MATTHEWS	Checked by J.NEWMAN	Drawn by M.POTTER
Angle of Projection	Units mm	Scale N/A	Released 01/08/2011
Third Angle	Released #3715	Assembly Ref ACC-10015-20	
	<b>UDS-001BZ</b>		
	<b>BE-001574-00-11</b>		